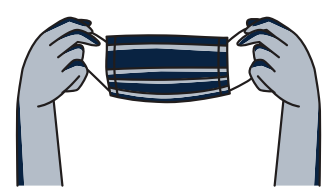





Guidelines to Enter Stowe Arena

Last updated 9/8/2020

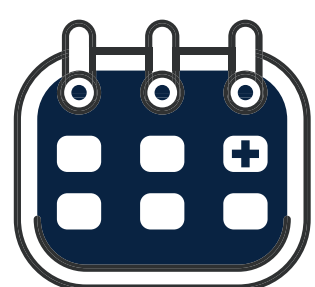
Upon Entering



Facial coverings MUST be worn at all times (including on the ice)



6 feet **social distancing** must be adhered to at all times (except on the ice)



Visitors must be **VT residents** or meet the **14 day-quarantine** requirement



Mandatory health screening needs to be completed before entering arena



No entry will be permitted if you have any symptoms (cough, shortness of breath, fever > 100.4, chills, muscle pain, sore throat, new loss of taste or smell)

Limited Services

75 people are allowed in the Stowe Arena at a single time. This includes coaches, volunteers, players, parents and Arena staff.

Locker rooms and shower are NOT available at this time

Skaters may dress in the lobby and community room

Chairs and benches will be available with 6 feet distance

Public bathrooms will be unavailable



Additional Information

All skaters must vacate the Arena **15 minutes** after **scheduled ice time**

One spectator per child/player is allowed at this time

Skate sharpening by **appointment only**

NO Public Skate or Stick Time at this time



This document will be updated as the guidelines change. Please check here for more information.